




4423 m.

## GRAN PREMIO RED BULL DE ESPAÑA

## Free Practice Nr. 1

## Classification

3

	Rider	Nation	Team	Motorcycle	Time	Lap Total	Gap	Top Speed
1	93 <b>Marc MARQUEZ</b>	SPA	Repsol Honda Team	HONDA	<b>1'37.350</b>	18 21		<b>291.8</b>
2	12 <b>Maverick VIÑALES</b>	SPA	Monster Energy Yamaha MotoGP	YAMAHA	<b>1'37.374</b>	20 21	0.024 0.024	<b>286.4</b>
3	35 <b>Cal CRUTCHLOW</b>	GBR	LCR Honda CASTROL	HONDA	<b>1'37.438</b>	17 19	0.088 0.064	<b>290.3</b>
4	4 <b>Andrea DOVIZIOSO</b>	ITA	Ducati Team	DUCATI	<b>1'37.471</b>	17 19	0.121 0.033	<b>296.7</b>
5	36 <b>Joan MIR</b>	SPA	Team SUZUKI ECSTAR	SUZUKI	<b>1'37.481</b>	14 16	0.131 0.010	<b>288.7</b>
6	43 <b>Jack MILLER</b>	AUS	Pramac Racing	DUCATI	<b>1'37.487</b>	15 17	0.137 0.006	<b>292.6</b>
7	42 <b>Alex RINS</b>	SPA	Team SUZUKI ECSTAR	SUZUKI	<b>1'37.569</b>	18 20	0.219 0.082	<b>291.8</b>
8	44 <b>Poi ESPARGARO</b>	SPA	Red Bull KTM Factory Racing	KTM	<b>1'37.712</b>	16 18	0.362 0.143	<b>291.8</b>
9	27 <b>Iker LECUONA</b>	SPA	Red Bull KTM Tech 3	KTM	<b>1'37.714</b>	15 17	0.364 0.002	<b>288.0</b>
10	33 <b>Brad BINDER</b>	RSA	Red Bull KTM Factory Racing	KTM	<b>1'37.923</b>	17 18	0.573 0.209	<b>288.7</b>
11	5 <b>Johann ZARCO</b>	FRA	Hublot Reale Avintia Racing	DUCATI	<b>1'37.940</b>	20 21	0.590 0.017	<b>291.8</b>
12	21 <b>Franco MORBIDELLI</b>	ITA	Petronas Yamaha SRT	YAMAHA	<b>1'37.982</b>	19 21	0.632 0.042	<b>287.2</b>
13	46 <b>Valentino ROSSI</b>	ITA	Monster Energy Yamaha MotoGP	YAMAHA	<b>1'38.118</b>	19 20	0.768 0.136	<b>284.9</b>
14	30 <b>Takaaki NAKAGAMI</b>	JPN	LCR Honda IDEMITSU	HONDA	<b>1'38.129</b>	17 19	0.779 0.011	<b>288.0</b>
15	41 <b>Aleix ESPARGARO</b>	SPA	Aprilia Racing Team Gresini	APRILIA	<b>1'38.209</b>	14 16	0.859 0.080	<b>288.0</b>
16	73 <b>Alex MARQUEZ</b>	SPA	Repsol Honda Team	HONDA	<b>1'38.212</b>	16 19	0.862 0.003	<b>288.7</b>
17	20 <b>Fabio QUARTARARO</b>	FRA	Petronas Yamaha SRT	YAMAHA	<b>1'38.245</b>	10 13	0.895 0.033	<b>284.9</b>
18	63 <b>Francesco BAGNAIA</b>	ITA	Pramac Racing	DUCATI	<b>1'38.316</b>	11 18	0.966 0.071	<b>291.8</b>
19	53 <b>Tito RABAT</b>	SPA	Hublot Reale Avintia Racing	DUCATI	<b>1'38.337</b>	18 19	0.987 0.021	<b>288.0</b>
20	88 <b>Miguel OLIVEIRA</b>	POR	Red Bull KTM Tech 3	KTM	<b>1'38.506</b>	5 19	1.156 0.169	<b>289.5</b>
21	9 <b>Danilo PETRUCCI</b>	ITA	Ducati Team	DUCATI	<b>1'38.507</b>	16 18	1.157 0.001	<b>289.5</b>
22	38 <b>Bradley SMITH</b>	GBR	Aprilia Racing Team Gresini	APRILIA	<b>1'38.730</b>	4 12	1.380 0.223	<b>287.2</b>

Practice condition: **Dry**Air: **28°**Humidity: **34%**Ground: **35°**

<b>Fastest Lap:</b>	Lap: 18	<b>Marc MARQUEZ</b>	<b>1'37.350</b>	163.5 Km/h
<b>Best Race Lap:</b>	2019	<b>Marc MARQUEZ</b>	<b>1'38.051</b>	162.3 Km/h
<b>All Time Lap Record:</b>	2019	<b>Fabio QUARTARARO</b>	<b>1'36.880</b>	164.3 Km/h

The results are provisional until the end of the limit for protest and appeals.

Time limit for protest expires 30' after publication of the results - ..... Time: .....

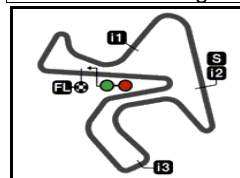
These data/results cannot be reproduced, stored and/or transmitted in whole or in part by any manner of electronic, mechanical, photocopying, recording, broadcasting or otherwise now known or herein after developed without the previous express consent by the copyright owner, except for reproduction in daily press and regular printed publications on sale to the public within 60 days of the event related to those data/results and always provided that copyright symbol appears together as follows below.

© DORNA, 2020

Official MotoGP Timing by **TISSOT**  
www.motogp.com

Jerez de la Frontera, Friday, July 17, 2020





4423 m.

## GRAN PREMIO RED BULL DE ESPAÑA

## Free Practice Nr. 1

## Top Speed &amp; Average

4

Rider	Nation	Motorcycle	Top 5 speeds					Average	Top
4 <b>Andrea DOVIZIOSO</b>	ITA	DUCATI	296.7	293.4	292.6	291.8	291.1	292.8	<b>296.7</b>
43 <b>Jack MILLER</b>	AUS	DUCATI	292.6	291.8	291.1	290.3	290.3	291.1	<b>292.6</b>
5 <b>Johann ZARCO</b>	FRA	DUCATI	291.8	291.1	290.3	289.5	289.5	290.3	<b>291.8</b>
42 <b>Alex RINS</b>	SPA	SUZUKI	291.8	290.3	289.5	289.5	288.7	289.2	<b>291.8</b>
44 <b>Pol ESPARGARO</b>	SPA	KTM	291.8	291.1	291.1	290.3	289.5	290.4	<b>291.8</b>
63 <b>Francesco BAGNAIA</b>	ITA	DUCATI	291.8	291.1	291.1	290.3	289.5	290.6	<b>291.8</b>
93 <b>Marc MARQUEZ</b>	SPA	HONDA	291.8	291.1	288.7	288.7	288.0	288.8	<b>291.8</b>
35 <b>Cal CRUTCHLOW</b>	GBR	HONDA	290.3	290.3	289.5	289.5	289.5	289.8	<b>290.3</b>
9 <b>Danilo PETRUCCI</b>	ITA	DUCATI	289.5	288.7	288.0	288.0	288.0	288.3	<b>289.5</b>
88 <b>Miguel OLIVEIRA</b>	POR	KTM	289.5	288.0	288.0	286.4	286.4	287.5	<b>289.5</b>
33 <b>Brad BINDER</b>	RSA	KTM	288.7	288.7	288.7	288.0	288.0	288.4	<b>288.7</b>
36 <b>Joan MIR</b>	SPA	SUZUKI	288.7	288.0	288.0	286.4	286.4	287.2	<b>288.7</b>
73 <b>Alex MARQUEZ</b>	SPA	HONDA	288.7	288.0	287.2	287.2	287.2	287.5	<b>288.7</b>
27 <b>Iker LECUONA</b>	SPA	KTM	288.0	288.0	288.0	287.2	287.2	287.6	<b>288.0</b>
30 <b>Takaaki NAKAGAMI</b>	JPN	HONDA	288.0	287.2	287.2	286.4	285.7	286.7	<b>288.0</b>
41 <b>Aleix ESPARGARO</b>	SPA	APRILIA	288.0	286.4	284.9	284.9	284.9	285.8	<b>288.0</b>
53 <b>Tito RABAT</b>	SPA	DUCATI	288.0	286.4	286.4	286.4	285.7	286.3	<b>288.0</b>
21 <b>Franco MORBIDELLI</b>	ITA	YAMAHA	287.2	285.7	285.7	284.9	284.2	285.0	<b>287.2</b>
38 <b>Bradley SMITH</b>	GBR	APRILIA	287.2	286.4	286.4	286.4	285.7	286.2	<b>287.2</b>
12 <b>Maverick VIÑALES</b>	SPA	YAMAHA	286.4	286.4	286.4	285.7	285.7	286.0	<b>286.4</b>
20 <b>Fabio QUARTARARO</b>	FRA	YAMAHA	284.9	284.2	284.2	284.2	283.4	284.2	<b>284.9</b>
46 <b>Valentino ROSSI</b>	ITA	YAMAHA	284.9	284.9	284.9	284.2	283.4	284.5	<b>284.9</b>

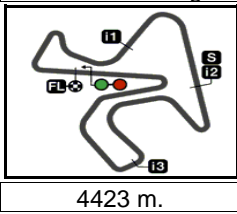
These data/results cannot be reproduced, stored and/or transmitted in whole or in part by any manner of electronic, mechanical, photocopying, recording, broadcasting or otherwise now known or herein after developed without the previous express consent by the copyright owner, except for reproduction in daily press and regular printed publications on sale to the public within 60 days of the event related to those data/results and always provided that copyright symbol appears together as follows below.

© DORNA, 2020

Official MotoGP Timing by TISSOT  
www.motogp.com



Jerez de la Frontera, Friday, July 17, 2020



**GRAN PREMIO RED BULL DE ESPAÑA**

**Free Practice Nr. 1**

**Chronological Analysis of Performances**

**5**

\* Lap / Sector time cancelled

T1 Time from finish line to 1st intermediate

T3 Time from 2nd intermed. to 3rd intermed.

P Crossing the finish line in pit lane

T2 Time from 1st intermed. to 2nd intermed.

T4 Time from 3rd intermediate to finish line

Lap	Lap Time	T1	T2	T3	T4	Speed	Lap	Lap Time	T1	T2	T3	T4	Speed	
<b>1st</b>	<b>93</b>	<b>Marc MARQUEZ</b> Repsol Honda Team SPA						21	1'37.394	24.252	14.249	29.269	29.624	286.4
		Runs=3	Total laps=21	Full laps=16										
1	2'05.308	36.044	16.058	32.699	32.402	262.1								
2	1'42.413	25.613	14.831	30.853	31.116	285.7								
3	1'39.063	24.776	14.533	29.564	30.190	288.0								
4	1'38.215	24.520	14.457	29.281	29.957	288.0								
5	1'38.333	24.505	14.470	29.294	30.064	287.2								
6	1'38.288	24.524	14.470	29.294	30.000	288.0								
7	1'38.087	24.407	14.451	29.233	29.996	288.0								
8	1'40.342 P	26.055	15.249	31.518	27.520	264.7								
9	1'53.310	34.617	15.643	31.822	31.228	263.4								
10	1'39.964	24.964	14.735	30.092	30.173	287.2								
11	1'38.284	24.466	14.533	29.337	29.948	288.7								
12	1'38.145	24.486	14.418	29.439	29.802	291.8								
13	1'41.562	25.147	15.410	30.396	30.609	265.3								
14	1'38.774	24.603	14.482	29.421	30.268	291.1								
15	1'43.384 P	29.461	15.385	31.538	27.000	272.7								
16	1'52.525	34.170	15.855	31.667	30.833	270.6								
17	1'38.697	24.556	14.361	29.456	30.324	287.2								
18	1'37.350	24.226	14.381	29.059	29.684	287.2								
19	1'37.388	24.202	14.344	29.109	29.733	288.0								
20	1'37.355	24.235	14.356	29.037	29.727	288.0								
21	1'37.894	24.302	14.361	29.310	29.921	288.7								
<b>3rd</b>	<b>35</b>	<b>Cal CRUTCHLOW</b> LCR Honda CASTRO GBR												
		Runs=3	Total laps=19	Full laps=14										
1	2'21.602	34.053	16.651	33.358	32.485	247.7								
2	1'45.845	28.363	14.892	31.508	31.082	284.2								
3	1'39.702	25.055	14.565	29.914	30.168	286.4								
4	1'39.840	25.174	14.509	29.935	30.222	287.2								
5	1'38.665	24.686	14.418	29.526	30.035	288.0								
6	1'42.110	24.834	14.411	32.583	30.282	289.5								
7	1'38.494	24.577	14.386	29.578	29.953	290.3								
8	1'38.038 P	25.938	14.797	30.921	26.382	281.9								
9	1'49.886	31.130	15.095	32.789	30.872	270.0								
10	1'40.900	25.066	14.531	31.033	30.270	288.7								
11	1'39.087	24.874	14.442	29.670	30.101	289.5								
12	1'38.635	24.717	14.400	29.510	30.008	288.7								
13	1'39.730	24.812	14.430	29.899	30.589	288.7								
14	1'38.939	24.751	14.514	29.659	30.015	286.4								
15	1'41.100 P	26.104	15.151	31.567	28.278	261.5								
16	1'55.411	38.953	16.230	30.271	29.957	276.9								
17	1'37.438	24.278	14.232	29.180	29.748	289.5								
18	1'39.860	25.109	14.614	29.857	30.280	284.9								
19	1'38.505	24.552	14.271	29.438	30.244	290.3								

<b>2nd</b>	<b>12</b>	<b>Maverick VIÑALES</b> Monster Energy Yama SPA						<b>4th</b>	<b>4</b>	<b>Andrea DOVIZIOSO</b> Ducati Team ITA					
		Runs=4	Total laps=21	Full laps=14					Runs=3	Total laps=19	Full laps=14				
1	3'06.962	29.583	15.181	31.293	30.807	278.3	1	2'14.226	33.452	15.363	34.358	32.399	266.0		
2	1'39.426	24.812	14.528	29.953	30.133	282.7	2	1'39.953	25.320	14.446	30.121	30.066	292.6		
3	1'38.215	24.451	14.438	29.466	29.860	284.2	3	1'38.598	24.828	14.302	29.674	29.794	296.7		
4	1'37.988	24.388	14.411	29.367	29.822	284.9	4	1'39.424	24.559	14.273	30.033	30.559	289.5		
5	1'41.446	26.565	14.682	29.746	30.453	284.9	5	1'38.423	24.606	14.272	29.535	30.010	293.4		
6	1'38.276	24.429	14.479	29.437	29.931	285.7	6	1'43.818 P	28.944	15.819	31.682	27.373	253.5		
7	1'38.239	24.444	14.454	29.438	29.903	285.7	7	1'51.355	33.584	15.257	31.328	31.186	282.7		
8	1'39.073 P	26.866	14.943	30.616	26.648	281.9	8	1'40.186	25.175	14.518	30.000	30.493	291.1		
9	1'46.701	31.272	14.938	30.290	30.201	276.2	9	1'39.402	24.672	14.477	29.917	30.336	289.5		
10	1'38.203	24.641	14.372	29.381	29.809	286.4	10	1'38.181	24.512	14.359	29.356	29.954	290.3		
11	1'40.227	26.169	14.550	29.594	29.914	285.7	11	1'38.612	24.516	14.394	29.420	30.282	289.5		
12	1'38.213	24.472	14.484	29.428	29.829	284.9	12	1'44.658	24.596	14.457	35.523	30.082	290.3		
13	1'38.258	24.544	14.468	29.391	29.855	284.9	13	1'38.380	24.705	14.343	29.505	29.827	291.8		
14	1'38.230	24.508	14.462	29.412	29.848	284.2	14	1'39.367 P	24.903	14.426	31.835	28.203	291.1		
15	1'35.059 P	24.515	14.459	29.484	26.601	283.4	15	1'46.753	30.336	14.918	30.751	30.748	284.9		
16	1'42.790	28.269	14.548	29.901	30.072	283.4	16	1'39.248	24.798	14.443	29.728	30.279	289.5		
17	1'38.043	24.460	14.420	29.406	29.757	285.7	17	1'37.471	24.363	14.272	29.196	29.640	290.3		
18	1'33.950 P	24.492	14.354	29.450	25.654	284.9	18	1'42.166	26.187	15.622	29.840	30.517	288.0		
19	1'42.849	28.479	14.739	29.866	29.765	283.4	19	1'43.671	24.514	14.290	29.377	35.490	288.7		
20	1'37.374	24.290	14.288	29.146	29.650	286.4									

**Fastest Lap:** Marc MARQUEZ Repsol Honda Team SPA 1'37.350 24.226 14.381 29.059 29.684

These data/results cannot be reproduced, stored and/or transmitted in whole or in part by any manner of electronic, mechanical, photocopying, recording, broadcasting or otherwise now known or herein after developed without the previous express consent by the copyright owner, except for reproduction in daily press and regular printed publications on sale to the public within 60 days of the event related to those data/results and always provided that copyright symbol appears together as follows below.  
© DORNA, 2020



## Free Practice Nr. 1

MotoGP

Lap	Lap Time	T1	T2	T3	T4	Speed	Lap	Lap Time	T1	T2	T3	T4	Speed						
<b>5th 36</b> Joan MIR Team SUZUKI ECST SPA Runs=3 Total laps=16 Full laps=11							16 1'38.715 P 25.308 15.206 31.219 26.982 273.4												
1 2'47.055 30.717 15.176 31.443 31.249 271.3							17 1'44.409 30.285 14.547 29.664 29.913 288.7												
2 1'40.464 25.470 14.627 29.931 30.436 284.9							18 1'37.569 24.473 14.210 29.154 29.732 289.5												
3 1'38.767 24.882 14.353 29.463 30.069 286.4							19 1'37.570 24.336 14.268 29.243 29.723 288.7												
4 1'38.831 24.773 14.306 29.636 30.116 288.0							20 1'37.757 24.427 14.233 29.261 29.836 288.7												
5 1'38.417 24.635 14.337 29.423 30.022 286.4							<b>8th 44</b> Poi ESPARGARO Red Bull KTM Factory SPA Runs=3 Total laps=18 Full laps=13												
6 1'44.566 P 28.358 15.046 31.177 29.985 281.2							1 2'13.434 34.103 15.378 34.200 31.957 270.0												
7 1'50.423 34.531 14.794 30.534 30.564 284.9							2 1'40.130 25.085 14.576 30.142 30.327 288.0												
8 1'39.003 24.977 14.346 29.518 30.162 286.4							3 1'38.917 25.005 14.366 29.618 29.928 290.3												
9 1'38.652 24.654 14.338 29.515 30.145 285.7							4 1'38.685 24.578 14.311 29.853 29.943 291.1												
10 1'38.511 24.610 14.371 29.454 30.076 285.7							5 1'49.620 30.678 16.260 31.784 30.898 279.0												
11 1'38.563 24.589 14.392 29.519 30.063 284.2							6 1'38.276 24.599 14.357 29.428 29.892 289.5												
12 1'41.808 P 28.911 14.811 30.610 27.476 286.4							7 1'40.683 P 27.015 16.251 30.922 26.495 268.6												
13 1'45.378 30.631 14.622 29.980 30.145 284.2							8 1'48.709 33.346 14.637 30.327 30.399 287.2												
14 1'37.481 24.399 14.198 29.093 29.791 288.7							9 1'40.891 24.685 14.580 29.485 32.141 289.5												
15 1'37.670 24.372 14.165 29.244 29.889 288.0							10 1'45.360 24.886 15.756 33.822 30.896 270.0												
16 1'45.132 28.840 14.861 30.718 30.713 282.7							11 1'38.893 24.777 14.627 29.451 30.038 288.0												
<b>6th 43</b> Jack MILLER Pramac Racing AUS Runs=3 Total laps=17 Full laps=12							12 1'38.874 24.664 14.451 29.608 30.151 287.2												
1 2'18.410 31.331 15.409 31.202 32.498 288.0							13 1'40.920 P 27.171 15.591 31.573 26.585 257.7												
2 1'39.673 25.037 14.547 29.785 30.304 291.1							14 1'52.607 29.023 15.855 34.011 33.718 221.7												
3 1'38.496 24.639 14.417 29.510 29.930 292.6							15 1'39.181 24.844 14.387 29.931 30.019 289.5												
4 1'38.219 24.506 14.382 29.382 29.949 290.3							16 1'37.712 24.320 14.472 29.271 29.649 291.1												
5 1'37.942 24.544 14.334 29.259 29.805 291.8							17 1'57.345 24.404 14.241 37.136 41.564 291.8												
6 1'40.769 P 26.451 15.820 31.113 27.385 267.3							18 1'41.447 24.634 16.055 30.584 30.174 264.0												
7 1'53.988 33.553 15.458 34.213 30.764 282.7							<b>9th 27</b> Iker LECUONA Red Bull KTM Tech 3 SPA Runs=3 Total laps=17 Full laps=9												
8 1'38.963 24.822 14.478 29.500 30.163 289.5							1 2'13.774 32.700 15.300 33.974 32.123 265.3												
9 1'39.338 24.998 14.545 29.601 30.194 289.5							2 1'40.191 25.249 14.651 29.997 30.294 284.2												
10 1'39.527 25.042 14.577 29.550 30.358 288.0							3 1'39.514 * 24.82* 14.432 30.070 30.187 287.2												
11 1'38.967 24.677 14.532 29.559 30.199 288.7							4 1'38.996 * 24.68* 14.388 29.667 30.259 288.0												
12 1'38.894 24.595 14.523 29.525 30.251 288.0							5 1'39.053 24.761 14.381 29.728 30.183 288.0												
13 1'47.248 P 27.544 15.608 34.338 29.758 253.5							6 1'35.570 P 24.791 14.488 29.755 26.536 287.2												
14 1'43.720 28.854 14.949 29.859 30.058 286.4							7 1'53.065 34.652 15.154 32.269 30.990 279.7												
15 1'37.487 24.211 14.427 29.126 29.723 290.3							8 1'39.324 24.754 14.573 29.699 30.298 282.7												
16 1'48.795 24.462 14.369 37.396 32.568 290.3							9 1'44.465 24.766 14.679 33.952 31.068 282.7												
17 1'38.760 24.513 14.473 29.370 30.404 289.5							10 1'38.991 24.665 14.534 29.609 30.183 281.9												
<b>7th 42</b> Alex RINS Team SUZUKI ECST SPA Runs=4 Total laps=20 Full laps=13							11 1'40.311 24.643 14.890 30.106 30.672 281.9												
1 2'14.493 31.391 15.458 31.329 31.393 276.2							12 1'39.182 24.636 14.543 29.700 30.303 284.2												
2 1'40.044 25.371 14.398 30.010 30.265 288.7							13 1'44.931 P 30.759 15.492 31.480 27.200 267.3												
3 1'34.661 P 24.875 14.358 29.742 25.686 291.8							14 1'50.173 32.982 14.627 31.313 31.251 281.9												
4 1'45.304 29.412 14.839 30.487 30.566 284.9							15 1'37.714 24.327 14.267 29.358 29.762 288.0												
5 1'38.842 24.857 14.395 29.442 30.148 289.5							16 1'37.855 * 24.30* 14.262 29.364 29.924 287.2												
6 1'38.652 24.641 14.336 29.556 30.119 288.7							17 1'47.518 29.124 15.426 31.979 30.989 269.3												
7 1'38.697 24.619 14.400 29.583 30.095 288.7							<b>10th 33</b> Brad BINDER Red Bull KTM Factory RSA Runs=3 Total laps=18 Full laps=12												
8 1'38.686 24.679 14.402 29.599 30.006 288.0							1 2'23.085 31.262 15.198 31.367 31.330 272.0												
9 1'39.992 24.798 14.672 30.080 30.442 281.9							2 1'39.843 25.227 14.436 29.923 30.257 285.7												
10 1'36.526 P 24.813 14.445 29.614 27.654 287.2							3 1'38.996 24.690 14.313 29.904 30.089 288.0												
11 1'44.605 29.905 14.503 30.125 30.072 288.0							4 1'38.712 24.676 14.419 29.450 30.167 288.7												
12 1'38.148 24.571 14.379 29.317 29.881 288.7							5 1'38.421 24.521 14.331 29.543 30.026 288.0												
13 1'38.606 24.601 14.425 29.479 30.101 290.3							6 1'42.532 28.082 14.625 29.705 30.120 288.0												
14 1'38.545 24.652 14.402 29.499 29.992 287.2							7 1'36.403 P 25.305 14.499 29.946 26.653 288.7												
15 1'38.578 24.694 14.413 29.432 30.039 288.7																			

**Fastest Lap:** Marc MARQUEZ Repsol Honda Team SPA 1'37.350 24.226 14.381 29.059 29.684

These data/results cannot be reproduced, stored and/or transmitted in whole or in part by any manner of electronic, mechanical, photocopying, recording, broadcasting or otherwise now known or herein after developed without the previous express consent by the copyright owner, except for reproduction in daily press and regular printed publications on sale to the public within 60 days of the event related to those data/results and always provided that copyright symbol appears together as follows below.  
© DORNA, 2020



# Free Practice Nr. 1

MotoGP

Lap	Lap Time	T1	T2	T3	T4	Speed	Lap	Lap Time	T1	T2	T3	T4	Speed
8	1'48.629	32.379	14.912	30.798	30.540	284.2	19	1'38.024	24.508	14.384	29.369	29.763	285.7
9	1'39.278	24.675	14.485	29.997	30.121	286.4	20	1'46.102	25.688	14.991	30.019	35.404	279.7
10	1'38.956	24.931	14.443	29.561	30.021	285.7	<b>13th 46 Valentino ROSSI</b> Monster Energy Yama ITA						
11	1'38.668	24.550	14.400	29.590	30.128	287.2	Runs=3 Total laps=20 Full laps=15						
12	1'39.015	24.759	14.489	29.678	30.089	287.2	1	2'48.063	30.316	15.397	31.257	31.076	273.4
13	1'43.662 P	30.788	14.578	30.479	27.817	283.4	2	1'40.061	25.147	14.518	30.146	30.250	282.7
14	1'50.692	33.407	15.063	31.392	30.830	282.7	3	1'39.064	24.864	14.487	29.708	30.005	284.2
15	1'50.473	24.822	14.514	40.879	30.258	284.2	4	1'38.733	24.670	14.389	29.582	30.092	284.9
16	1'38.863 *	24.54*	14.297	30.075	29.949	286.4	5	1'38.662	24.782	14.397	29.478	30.005	284.9
17	1'37.923	24.489	14.284	29.320	29.830	287.2	6	1'38.955	24.796	14.506	29.553	30.100	281.9
18	1'38.500	24.363	14.401	29.300	30.436	288.7	7	1'39.020	24.764	14.526	29.613	30.117	279.7
<b>11th 5 Johann ZARCO</b> Hublot Reale Avintia FRA							8	1'45.559	28.399	15.663	31.313	30.184	259.6
Runs=3 Total laps=21 Full laps=16							9	1'34.801 P	24.743	14.454	29.590	26.014	284.9
1	2'44.556	31.053	16.191	32.215	31.451	246.5	10	1'46.231	30.428	14.941	30.378	30.484	279.7
2	1'40.222	25.191	14.610	29.999	30.422	286.4	11	1'39.230	24.835	14.543	29.671	30.181	282.7
3	1'39.510	24.879	14.484	29.864	30.283	284.2	12	1'39.206	24.734	14.493	29.816	30.163	282.7
4	1'39.377	24.916	14.509	29.612	30.340	287.2	13	1'38.987	24.758	14.534	29.646	30.049	280.5
5	1'42.259	27.419	14.484	30.092	30.264	280.5	14	1'39.116	24.731	14.574	29.658	30.153	281.2
6	1'38.942	24.773	14.384	29.614	30.171	289.5	15	1'39.121	24.740	14.561	29.674	30.146	280.5
7	1'39.047	24.793	14.457	29.624	30.173	284.9	16	1'39.671 P	27.143	15.456	30.821	26.251	266.0
8	1'46.175	28.334	15.672	30.914	31.255	254.7	17	1'46.332	30.713	14.917	30.414	30.288	278.3
9	1'36.289 P	24.744	14.377	29.605	27.563	289.5	18	1'38.362	24.618	14.448	29.399	29.897	281.2
10	1'47.987	30.881	15.580	31.206	30.320	273.4	19	1'38.118	24.539	14.360	29.329	29.890	283.4
11	1'38.420	24.719	14.269	29.442	29.990	291.1	20	1'43.921	28.544	14.885	30.076	30.416	278.3
12	1'39.928	25.210	14.623	29.813	30.282	277.6	<b>14th 30 Takaaki NAKAGAMI</b> LCR Honda IDEMITS JPN						
13	1'38.435	24.525	14.295	29.523	30.092	290.3	Runs=3 Total laps=19 Full laps=14						
14	1'48.764	25.573	16.909	34.556	31.726	234.2	1	2'16.137	34.461	16.124	32.898	31.513	251.7
15	1'38.667	24.629	14.358	29.573	30.107	288.7	2	1'40.967	25.405	14.757	30.354	30.451	273.4
16	1'45.963 P	30.909	16.169	32.666	26.219	265.3	3	1'38.886	24.774	14.428	29.610	30.074	287.2
17	1'46.571	28.159	14.701	30.137	33.574	283.4	4	1'54.822	27.546	18.137	38.229	30.910	198.1
18	1'38.103	24.648	14.349	29.297	29.809	289.5	5	1'37.578 P	25.426	14.459	30.118	27.575	288.0
19	1'53.073	24.342	14.217	44.062	30.452	291.8	6	1'57.840	33.903	18.918	33.387	31.632	208.4
20	1'37.940	24.345	14.350	29.350	29.895	287.2	7	1'39.355	24.878	14.519	29.592	30.366	284.9
21	1'50.737	31.398	16.182	31.424	31.733	255.9	8	1'38.914	24.823	14.459	29.510	30.122	285.7
<b>12th 21 Franco MORBIDEL</b> Petronas Yamaha SR ITA							9	1'38.411	24.574	14.399	29.421	30.017	287.2
Runs=3 Total laps=20 Full laps=15							10	1'56.171	29.160	17.935	37.116	31.960	200.7
1	2'30.611	31.310					11	1'40.415	25.051	14.633	30.075	30.656	281.9
2	1'40.491						12	1'39.685	24.959	14.518	29.759	30.449	284.9
3	1'39.339						13	1'45.267 P	27.565	17.586	31.187	28.929	279.7
4	1'38.817						14	1'53.382	34.345	15.650	31.803	31.584	258.9
5	1'38.860						15	1'41.088	25.541	14.738	30.309	30.500	281.2
6	1'38.696						16	1'40.313	24.552	14.419	30.064	31.278	285.7
7	1'38.684						17	1'38.129	24.478	14.467	29.280	29.904	286.4
8	1'38.448						18	1'58.041	32.918	16.426	34.670	34.027	230.2
9	7'33.881	31.893	15.136	30.392	30.187	279.7	19	1'38.504	24.614	14.447	29.381	30.062	282.7
10	1'38.649	24.663	14.650	29.407	29.929	284.2	<b>15th 41 Aleix ESPARGARO</b> Aprilia Racing Team SPA						
11	1'38.214	24.417	14.511	29.438	29.848	284.9	Runs=4 Total laps=16 Full laps=10						
12	1'38.185	24.449	14.452	29.343	29.941	283.4	1	1'54.797	29.025	14.766	31.122	30.992	279.7
13	1'38.377	24.511	14.457	29.434	29.975	284.2	2	1'39.879	25.127	14.567	29.824	30.361	283.4
14	1'38.357	24.489	14.441	29.481	29.946	284.2	3	1'39.484	24.862	14.501	29.743	30.378	284.2
15	1'38.688 P	24.587	14.491	31.892	27.718	284.2	4	1'39.283	24.777	14.518	29.775	30.213	282.7
16	1'44.667 *	29.946	14.801	29.846	30.074	281.2	5	1'39.031	24.680	14.469	29.700	30.182	284.9
17	1'40.140	24.521	14.400	31.125	30.094	287.2	6	1'43.303 P	27.622	15.566	32.036	28.079	254.1
18	1'37.982	24.513	14.388	29.340	29.741	285.7							

**Fastest Lap:** Marc MARQUEZ Repsol Honda Team SPA 1'37.350 24.226 14.381 29.059 29.684

These data/results cannot be reproduced, stored and/or transmitted in whole or in part by any manner of electronic, mechanical, photocopying, recording, broadcasting or otherwise now known or herein after developed without the previous express consent by the copyright owner, except for reproduction in daily press and regular printed publications on sale to the public within 60 days of the event related to those data/results and always provided that copyright symbol appears together as follows below.  
© DORNA, 2020



## Free Practice Nr. 1

MotoGP

Lap	Lap Time		T1	T2	T3	T4	Speed	Lap	Lap Time		T1	T2	T3	T4	Speed
7	2'43.840	P	32.262	1'01.238	41.073	29.267	78.0	6	1'38.539		24.672	14.374	29.534	29.959	291.1
8	1'45.747		29.866	15.225	30.331	30.325	284.2	7	1'39.830	P	26.085	15.105	31.633	27.007	272.0
9	1'38.795		24.806	14.402	29.673	29.914	288.0	8	1'53.752	P	31.134	15.255	37.073	30.290	284.2
10	1'38.752		24.626	14.431	29.589	30.106	286.4	9	1'52.363		33.775	16.493	31.362	30.733	283.4
11	1'45.194	P	28.246	16.086	32.875	27.987	248.2	10	1'38.980		24.804	14.423	29.658	30.095	288.7
12	1'45.494		29.802	14.832	30.689	30.171	280.5	11	1'38.316		24.558	14.458	29.427	29.873	288.7
13	1'38.457		24.597	14.432	29.483	29.945	284.9	12	1'41.889		24.755	14.463	32.085	30.586	288.7
14	1'38.209		24.478	14.338	29.424	29.969	284.9	13	1'37.497	P	24.701	14.547	31.284	26.965	288.7
15	1'38.760		24.559	14.400	29.635	30.166	284.2	14	1'48.448		32.568	14.977	30.555	30.348	284.9
16	1'50.603		29.376	17.081	32.134	32.012	227.8	15	1'38.830		24.669	14.566	29.582	30.013	288.0

**16th 73 Alex MARQUEZ** Repsol Honda Team SPA  
Runs=3 Total laps=19 Full laps=14

1	2'10.058		32.016	15.844	32.320	32.041	274.1
2	1'41.599		25.763	14.797	30.340	30.699	283.4
3	1'39.942		25.104	14.573	29.879	30.386	287.2
4	1'39.982		25.117	14.488	30.129	30.248	285.7
5	1'39.399		24.893	14.536	29.830	30.140	287.2
6	1'39.383		24.910	14.491	29.688	30.294	287.2
7	1'38.092	P	25.698	14.936	30.772	26.686	280.5
8	1'46.253		29.517	15.085	30.663	30.988	283.4
9	1'39.761		24.938	14.640	29.833	30.350	285.7
10	1'39.508		24.822	14.788	29.673	30.225	285.7
11	1'39.441		24.910	14.508	29.728	30.295	287.2
12	1'39.301		24.835	14.524	29.725	30.217	285.7
13	1'37.944	P	25.129	14.825	30.875	27.115	280.5
14	1'49.926		31.493	15.431	31.853	31.149	252.3
15	1'38.783		24.812	14.376	29.501	30.094	287.2
16	1'38.212		24.507	14.332	29.528	29.845	288.7
17	1'40.823		25.100	15.647	29.813	30.263	281.9
18	1'38.816		24.705	14.462	29.586	30.063	286.4
19	1'38.610		24.679	14.437	29.474	30.020	288.0

**17th 20 Fabio QUARTARAR** Petronas Yamaha SR FRA  
Runs=2 Total laps=13 Full laps=9

1	22'11.577		30.997	15.377	31.235	30.851	280.5
2	1'39.730		25.109	14.647	29.702	30.272	281.2
3	1'38.574		24.679	14.451	29.390	30.054	282.7
4	1'38.463	*	24.631*	14.434	29.425	29.974	284.9
5	1'38.414		24.563	14.448	29.430	29.973	284.2
6	1'38.451		24.570	14.497	29.483	29.901	281.9
7	1'41.559	P	27.091	15.689	31.519	27.260	271.3
8	1'47.273		30.452	15.707	30.610	30.504	275.5
9	1'38.503		24.666	14.483	29.353	30.001	281.9
10	1'38.245		24.558	14.450	29.333	29.904	283.4
11	1'41.816		24.476	14.433	31.623	31.284	284.2
12	1'43.490		24.646	16.697	31.433	30.714	210.9
13	1'38.365		24.530	14.440	29.412	29.983	284.2

**18th 63 Francesco BAGNAI** Pramac Racing ITA  
Runs=4 Total laps=18 Full laps=12

1	2'35.497		32.615	15.977	32.269	31.042	273.4
2	1'39.994		25.191	14.550	29.956	30.297	288.0
3	1'39.031		24.784	14.405	29.764	30.078	289.5
4	1'39.022		24.861	14.482	29.707	29.972	284.9
5	1'38.389		24.771	14.320	29.457	29.841	291.8

**19th 53 Tito RABAT** Hublot Reale Avintia SPA  
Runs=3 Total laps=20 Full laps=14

1	2'15.493		32.660	15.690	32.234	31.546	270.0
2	1'43.077		25.888	14.825	31.431	30.933	284.2
3	1'40.868		25.373	14.653	30.334	30.508	286.4
4	1'39.975	P	25.258	14.646	32.533	27.538	288.0
5	1'45.845		28.673	15.592	30.716	30.864	278.3
6	1'40.522		25.209	14.755	30.216	30.342	282.7
7	1'39.995		25.146	14.700	29.900	30.249	282.7
8	1'39.545		24.908	14.585	29.979	30.073	281.2
9	1'39.431		24.886	14.598	29.792	30.155	283.4
10	1'39.290		24.912	14.567	29.824	29.987	284.2
11	1'43.637		24.595	14.568	33.006	31.468	284.9
12	1'38.808		24.789	14.438	29.583	29.998	286.4
13	1'38.619		24.736	14.380	29.590	29.913	286.4
14	1'40.276	P	28.269	14.749	30.728	26.530	276.9
15	1'44.379		28.724	14.829	30.353	30.473	281.9
16	1'43.821		24.788	14.503	31.845	32.685	285.7
17	1'38.594		24.702	14.435	29.682	29.775	285.7
18	1'38.337		24.627	14.415	29.554	29.741	285.7
19	1'38.699		24.641	14.516	29.536	30.006	284.9
	PIT		28.343	16.090	31.863	28.930	267.3

**20th 88 Miguel OLIVEIRA** Red Bull KTM Tech 3 POR  
Runs=3 Total laps=19 Full laps=14

1	2'16.719		32.173	15.231	31.440	31.107	277.6
2	1'40.756		25.261	14.570	30.342	30.583	276.9
3	1'39.100		24.829	14.398	29.659	30.214	288.0
4	1'38.816		24.848	14.356	29.462	30.150	289.5
5	1'38.506		24.615	14.333	29.414	30.144	288.0
6	1'39.289		24.791	14.466	29.631	30.401	286.4
7	1'39.843	P	26.976	15.172	30.214	27.481	277.6
8	1'46.921		29.910	15.839	30.704	30.468	241.0
9	1'39.072		24.800	14.467	29.518	30.287	286.4
10	1'39.279		24.650	14.542	29.835	30.252	285.7
11	1'39.117		24.752	14.545	29.571	30.249	285.7
12	1'39.212		24.816	14.540	29.576	30.280	284.9
13	1'40.756	P	27.678	14.601	30.408	28.069	285.7
14	1'46.162		30.300	14.847	30.339	30.676	282.7
15	1'38.896		24.665	14.501	29.516	30.214	284.9
16	1'39.002		24.609	14.510	29.778	30.105	285.7
17	1'38.652		24.650	14.493	29.410	30.099	285.7

**Fastest Lap:** Marc MARQUEZ Repsol Honda Team SPA 1'37.350 24.226 14.381 29.059 29.684

These data/results cannot be reproduced, stored and/or transmitted in whole or in part by any manner of electronic, mechanical, photocopying, recording, broadcasting or otherwise now known or herein after developed without the previous express consent by the copyright owner, except for reproduction in daily press and regular printed publications on sale to the public within 60 days of the event related to those data/results and always provided that copyright symbol appears together as follows below.  
© DORNA, 2020



# Free Practice Nr. 1

MotoGP

Lap	Lap Time	T1	T2	T3	T4	Speed	Lap	Lap Time	T1	T2	T3	T4	Speed
18	<b>1'38.957</b>	24.657	14.487	29.538	30.275	285.7							
19	<b>1'38.905</b>	24.683	14.456	29.455	30.311	286.4							

**21st 9** **Danilo PETRUCCI** Ducati Team ITA  
Runs=3 Total laps=18 Full laps=12

1	2'12.037	35.551	15.484	33.931	32.213	264.7							
2	<b>1'40.482</b>	25.394	14.739	30.058	30.291	288.0							
3	<b>1'39.169</b>	24.847	<b>14.427</b>	29.779	30.116	<b>289.5</b>							
4	<b>1'39.271</b>	24.840	14.505	29.812	30.114	288.0							
5	<b>1'48.817</b>	30.486	15.561	30.468	32.302	286.4							
6	1'39.157 *	24.88*	14.446	29.798	30.030	288.7							
7	1'39.865 P	26.205	15.634	31.647	26.379	232.2							
8	1'51.204	32.247	15.082	30.851	33.024	285.7							
9	<b>1'39.274</b>	24.823	14.583	29.742	30.126	288.0							
10	<b>1'38.978</b>	24.788	14.498	29.641	30.051	288.0							
11	<b>1'50.943</b>	26.535	18.084	34.412	31.912	162.4							
12	<b>1'38.865</b>	24.739	14.508	29.605	30.013	288.0							
13	1'41.874 P	26.363	15.931	32.706	26.874	258.9							
14	1'55.720	31.439	15.533	31.717	37.031	272.7							
15	<b>1'38.779</b>	24.811	14.520	29.550	<b>29.898</b>	287.2							
16	<b>1'38.507</b>	<b>24.602</b>	14.451	<b>29.493</b>	29.961	286.4							
17	<b>1'59.550</b>	27.670	15.740	34.437	41.703	244.8							
18	<b>1'43.561</b>	24.978	14.435	29.692	34.456	286.4							

**22nd 38** **Bradley SMITH** Aprilia Racing Team GBR  
Runs=4 Total laps=13 Full laps=7

1	1'51.265 P	32.466	15.576	31.732	27.556	262.1							
2	1'44.722 P	30.408	15.679	31.684	26.951	257.7							
3	1'44.104	28.726	14.789	30.112	30.477	278.3							
4	<b>1'38.730</b>	24.777	14.420	<b>29.347</b>	30.186	286.4							
5	<b>1'38.851</b>	24.642	<b>14.379</b>	29.615	30.215	<b>287.2</b>							
6	<b>1'38.998</b>	24.667	14.548	29.602	30.181	285.7							
7	<b>1'39.138</b>	24.812	14.477	29.652	30.197	286.4							
8	1'42.540 P	28.405	15.582	31.134	27.419	255.9							
9	1'47.129	29.171	14.835	30.451	32.672	278.3							
10	<b>1'38.971</b>	24.767	14.496	29.592	<b>30.116</b>	285.7							
11	<b>1'39.117</b>	24.841	14.458	29.514	30.304	286.4							
12	<b>1'39.458</b>	<b>24.623</b>	14.466	29.714	30.655	285.7							
	<b>PIT</b>	26.463	15.192	30.856	27.042	269.3							

**Fastest Lap:** Marc MARQUEZ Repsol Honda Team SPA **1'37.350** 24.226 14.381 29.059 29.684

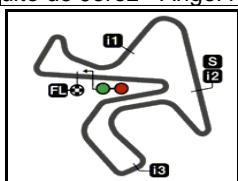
These data/results cannot be reproduced, stored and/or transmitted in whole or in part by any manner of electronic, mechanical, photocopying, recording, broadcasting or otherwise now known or herein after developed without the previous express consent by the copyright owner, except for reproduction in daily press and regular printed publications on sale to the public within 60 days of the event related to those data/results and always provided that copyright symbol appears together as follows below.  
© DORNA, 2020

Official MotoGP Timing by **TISSOT**  
www.motogp.com

Jerez de la Frontera, Friday, July 17, 2020

Page 5 of 5





4423 m.

# GRAN PREMIO RED BULL DE ESPAÑA

## Free Practice Nr. 1

### Best Partial Times

*IT* Ideal Lap Time, sum of the best partial times

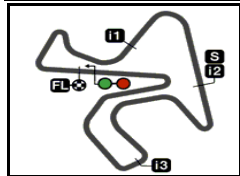
*BT* Best Lap Time

<i>T1</i>		<i>T2</i>		<i>T3</i>		<i>T4</i>				<i>IT</i>	<i>BT</i>	
Pos	Rider	Time	Rider	Time	Rider	Time	Rider	Time	Pos	Rider		
1	M.MARQUEZ	24.202	J.MIR	14.165	M.MARQUEZ	29.037	M.VIÑALES	29.624	1	M.MARQUEZ	1'37.267	1'37.350 (1)
2	J.MILLER	24.211	A.RINS	14.210	J.MIR	29.093	A.DOVIZIOSO	29.640	2	M.VIÑALES	1'37.271	1'37.374 (2)
3	M.VIÑALES	24.252	J.ZARCO	14.217	J.MILLER	29.126	P.ESPARGARO	29.649	3	J.MILLER	1'37.394	1'37.487 (6)
4	C.CRUTCHLOW	24.278	C.CRUTCHLOW	14.232	M.VIÑALES	29.146	M.MARQUEZ	29.684	4	J.MIR	1'37.421	1'37.481 (5)
5	P.ESPARGARO	24.320	P.ESPARGARO	14.241	A.RINS	29.154	A.RINS	29.723	5	A.RINS	1'37.423	1'37.569 (7)
6	I.LECUONA	24.327	M.VIÑALES	14.249	C.CRUTCHLOW	29.180	J.MILLER	29.723	6	C.CRUTCHLO	1'37.438	1'37.438 (3)
7	A.RINS	24.336	I.LECUONA	14.262	A.DOVIZIOSO	29.196	F.MORBIDELLI	29.741	7	A.DOVIZIOSO	1'37.471	1'37.471 (4)
8	J.ZARCO	24.342	A.DOVIZIOSO	14.272	P.ESPARGARO	29.271	T.RABAT	29.741	8	P.ESPARGAR	1'37.481	1'37.712 (8)
9	A.DOVIZIOSO	24.363	B.BINDER	14.284	T.NAKAGAMI	29.280	C.CRUTCHLOW	29.748	9	J.ZARCO	1'37.665	1'37.940 (11)
10	B.BINDER	24.363	F.BAGNAIA	14.320	J.ZARCO	29.297	I.LECUONA	29.762	10	I.LECUONA	1'37.709	1'37.714 (9)
11	J.MIR	24.372	A.MARQUEZ	14.332	B.BINDER	29.300	J.MIR	29.791	11	B.BINDER	1'37.777	1'37.923 (10)
12	F.MORBIDELLI	24.417	M.OLIVEIRA	14.333	V.ROSSI	29.329	J.ZARCO	29.809	12	F.MORBIDELLI	1'37.882	1'37.982 (12)
13	F.QUARTARARO	24.476	J.MILLER	14.334	F.QUARTARARO	29.333	B.BINDER	29.830	13	T.NAKAGAMI	1'38.061	1'38.129 (14)
14	T.NAKAGAMI	24.478	A.ESPARGARO	14.338	F.MORBIDELLI	29.340	F.BAGNAIA	29.841	14	F.BAGNAIA	1'38.088	1'38.316 (18)
15	A.ESPARGARO	24.478	M.MARQUEZ	14.344	B.SMITH	29.347	A.MARQUEZ	29.845	15	V.ROSSI	1'38.118	1'38.118 (13)
16	F.BAGNAIA	24.500	V.ROSSI	14.360	I.LECUONA	29.358	V.ROSSI	29.890	16	F.QUARTARAR	1'38.143	1'38.245 (17)
17	A.MARQUEZ	24.507	B.SMITH	14.379	M.OLIVEIRA	29.410	D.PETRUCCI	29.898	17	A.ESPARGAR	1'38.154	1'38.209 (15)
18	V.ROSSI	24.539	T.RABAT	14.380	A.ESPARGARO	29.424	F.QUARTARARO	29.901	18	A.MARQUEZ	1'38.158	1'38.212 (16)
19	T.RABAT	24.595	F.MORBIDELLI	14.384	F.BAGNAIA	29.427	T.NAKAGAMI	29.904	19	T.RABAT	1'38.252	1'38.337 (19)
20	D.PETRUCCI	24.602	T.NAKAGAMI	14.399	A.MARQUEZ	29.474	A.ESPARGARO	29.914	20	D.PETRUCCI	1'38.420	1'38.507 (21)
21	M.OLIVEIRA	24.609	D.PETRUCCI	14.427	D.PETRUCCI	29.493	M.OLIVEIRA	30.099	21	M.OLIVEIRA	1'38.451	1'38.506 (20)
22	B.SMITH	24.623	F.QUARTARARO	14.433	T.RABAT	29.536	B.SMITH	30.116	22	B.SMITH	1'38.465	1'38.730 (22)

These data/results cannot be reproduced, stored and/or transmitted in whole or in part by any manner of electronic, mechanical, photocopying, recording, broadcasting or otherwise now known or herein after developed without the previous express consent by the copyright owner, except for reproduction in daily press and regular printed publications on sale to the public within 60 days of the event related to those data/results and always provided that copyright symbol appears together as follows below.  
© DORNA, 2020







4423 m.

**GRAN PREMIO RED BULL DE ESPAÑA****Free Practice Nr. 1****Fastest Laps Sequence**

<i>Practice Time</i>	 <i>Rider</i>	<i>Nation</i>	<i>Motorcycle</i>	<i>Time</i>	<i>Km/h</i>	<i>Rider's Lap</i>
<b>3'34.676</b>	41 <b>Aleix ESPARGARO</b>	SPA	APRILIA	<b>1'39.879</b>	159.4	2
<b>3'58.083</b>	43 <b>Jack MILLER</b>	AUS	DUCATI	<b>1'39.673</b>	159.7	2
<b>4'46.388</b>	12 <b>Maverick VIÑALES</b>	SPA	YAMAHA	<b>1'39.426</b>	160.1	2
<b>5'26.784</b>	93 <b>Marc MARQUEZ</b>	SPA	HONDA	<b>1'39.063</b>	160.7	3
<b>5'32.481</b>	44 <b>Poli ESPARGARO</b>	SPA	KTM	<b>1'38.917</b>	160.9	3
<b>5'32.777</b>	4 <b>Andrea DOVIZIOSO</b>	ITA	DUCATI	<b>1'38.598</b>	161.4	3
<b>5'36.579</b>	43 <b>Jack MILLER</b>	AUS	DUCATI	<b>1'38.496</b>	161.6	3
<b>6'24.603</b>	12 <b>Maverick VIÑALES</b>	SPA	YAMAHA	<b>1'38.215</b>	162.1	3
<b>8'02.591</b>	12 <b>Maverick VIÑALES</b>	SPA	YAMAHA	<b>1'37.988</b>	162.4	4
<b>8'52.740</b>	43 <b>Jack MILLER</b>	AUS	DUCATI	<b>1'37.942</b>	162.5	5
<b>40'34.209</b>	93 <b>Marc MARQUEZ</b>	SPA	HONDA	<b>1'37.350</b>	163.5	18

These data/results cannot be reproduced, stored and/or transmitted in whole or in part by any manner of electronic, mechanical, photocopying, recording, broadcasting or otherwise now known or herein after developed without the previous express consent by the copyright owner, except for reproduction in daily press and regular printed publications on sale to the public within 60 days of the event related to those data/results and always provided that copyright symbol appears together as follows below.

© DORNA, 2020

Official MotoGP Timing by TISSOT  
www.motogp.com

Jerez de la Frontera, Friday, July 17, 2020

